

Feature Summary **6CONNEX**



The Global Leader on Virtual Environments

6Connex helps you make connections, exponentially lower your event investment and strongly engage with your audiences.

Unmatched Scalability with Enterprise Level Security

6Connex is the only provider in the market to achieve ISO 27001 certification. The platform offers secure virtual event settings and features powerful options such as blacklisting, complex passwords, and secure cookie handling, all of while allowing unlimited capacity with flexibility to host and access virtual events with no time limitations.

Immersive Experience

Our environment templates and navigation design drive attendees through a unique immersive experience, delivering a new level of engagement.



The Perpetual VE Concept

6Connex's platform is flexible and can handle multiple use cases, allowing customers to leverage their long-term license to support multiple engagements in a single location (VE re-purpose).

Open VE Universe

6Connex's platform is technology agnostic, allowing clients to bring the technologies they use day-to-day and are approved by their IT protocols to integrate with our platform and drive engagement.



Feature Summary: Platform

Password

Set if your license should enforce password (& expiration date, lock-out, re-use etc).

Double Opt-in

Require registrants to confirm registration via email before able to login.

External Registration

Perform registrations on a third party platform.

User Data Pass to 3rd Party Platforms

Ability to pass user data to 3rd party platform for seamless integration. e.g. passing an email for an attendee to a external survey tool to know who answered what.

JSON Token Data Pass Integrations

Passing data to third party platform.

Customized T&Cs

Ability to add to standard T&Cs a company's custom language.

Whitelisting

Set domains and / or emails that are authorized to register. The event organizer can also upload a number if lists of emails if needed. Note registration is still required.

Blacklisting

Set domains and/or emails that are not authorized to register or login. The event organizer can also upload a number if lists of emails if needed.

Time Bracket (content settings)

Ability to limit access to content based on schedule, can be set to allow access from specified time, until specified time or within specified period of time. Will show scheduling widget in Content Window with countdown to scheduled time adjusted to viewer's timezone and calendar reminder icon. Correct timezone must be selected at the bottom of the section.

Searchable (content settings)

Native search functionality in the environment allows for keyword search within Display Name and Description of all content linked to Content Windows. When checked, this functionality prevents the content item from being searchable.

Jobs

Allows for upload of content type jobs, including allowing attendees to apply for a certain job straight from the virtual environment.

Upload Registrants

Register registrants via file upload.

Entitlement

Allows structuring of access to content and rooms based on membership to any number of defined groups.

Builder Accounts

Group Builder Admins(control panel users with limited access)into companies to allow them to build their own booths and content.

Add Content

Event organizers can add content items(see below for list)to the platform. Each content item can be added in one or more rooms, e.g. a case study can sit in a booth and in the resource center.

▶ Link

Place an external URL in the platform. Can be set to open in iFrame or new browser tab, iFraming must be tested as it depends on the target settings.

▶ Download

Place downloadable content, i.e. PDFs, JPGs, Doc, Xls, Ppt. Only PDFs and JPGs open in iFrame, other types will download to user's device first.

▶ Video

Upload or embed a video file to the platform. Video file will open in iFrame. Video files uploaded to platform can be saved to user's device.

▶ Audio

Upload or embed an audio file to the platform.

▶ Webinar

Link webinar content from a third party platform when integration(add on feature)is set up for such platform.

▶ Doorway

Create a doorway to a room/booth in the platform and link it as content item along with other content in a Content Window.

▶ Moderated Chat

Place Moderated Chat Sessions as content; the session must be first created in Chat Sessions area of the control panel.

▶ HTML Window

Place active content created in HTML code. Any active hyperlinks must link outside of platform. Opens in iFrame.



Feature Summary: Platform


Preview

Preview changes performed in the Control Panel in the reserved layer accessible to authorized personnel. Allows access of the environment prior to live day.

Publish

Publish changes performed in the Control Panel for public viewing in the environment.

Environment Elements



Graphic Image

Allows placement of a graphical image in the room

Content Window

Allows placement of multiple content items and their categorization.

Rotating Banner


Allows placement of multiple graphical images on rotation, each can be timebracketed and programmed to perform an activity.

Info Card

Displays sponsor information populated in the booth.

Static iFrame Window

Displays one content in an iFrame in fixed position in the room.



Doorway Link

Links to another location in the environment.

Click Action

Allows placement of single content item or can be programmed to perform an activity.

Booth Logo

Allows placement of sponsor's logo image in the booth, displays the logos in Scrolling hall.

Static Public Chat

Displays public chat in fixed position in the room.



Feature Summary: Visual

Favicon

Set your Favicon of choice.

Brand Backend

Set your Control panel colours and branding.

Accessibility

Enable 508 accessibility for visually impaired attendees.

Customize Navigation

Customize placement of navigation bar, the icons and the name of the icons.

Launch Point

Functionality to launch the attendee into any room of choice, not necessarily the lobby.

Mobile Layout

Responsive design for easy log-in and registration on mobile platform.

Calendar Reminder

Automatically appears in the scheduling widget in the Content Window for time-bracketed content, downloads .ics file uploadable to Outlook calendar.

Virtual Room Builder

Build any number of rooms in the environment using one of the seven types of rooms.

Room Templates

Library of room templates that can be branded by each client for their event.

Custom Room Backgrounds

Ability to upload any image to serve as a background image to a room.

Rotating Banners

Define a section of the background image and upload graphics to a section of a room layout and time bracket multiple graphics to schedule when what graphic should be visible.

Graphics

Define a section of the background image and upload graphic to sit in that area.

Elements

Place active hot spots around the rooms and program their functionality.

Embed HTML Straight on Background Image

Embed any HTML page straight on to the background of a room type booth.

Virtual Promotions

Allows placement of graphical images on the navigation bar that rotate, can be timebracketed and programmed to perform actions.

Doorway Info Cards

Set description for rooms on a fly-out info card.

Room Extras

▶ Intro Video

Upload introduction video which pops up automatically upon first visit.

▶ Broadcast Message

Allows Room/Booth representatives to send messages to users in their room/booth.

▶ Info Card/Representatives

Populates with information about the company (description, website, social media, etc.) and lists assigned representatives.



Please Note

- ▶ 508 accessibility only available in English currently.
- ▶ Further changes to our mobile UI coming in 2021.




Feature Summary: Engagement

A Personalized Virtual Environment

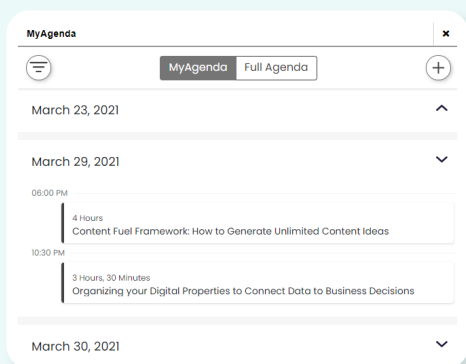
▶ AI Matchmaking

Provides users with recommendations on who to connect with based on their profile data from registration and their activity data. Using AI the platform refines the recommendations on an ongoing basis.



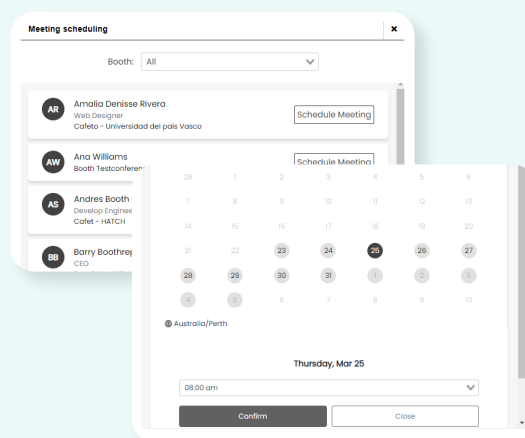
▶ MyAgenda

Allows Control Panel Admins to create one or more Agenda/s for the users. The MyAgenda interface displays content and other activities. Users can further personalize their Agenda and access content and activities directly from the Agenda.



▶ Meeting Scheduling

This feature allows users to schedule meetings with Experts / Booth Representatives within the 6Connex environment.



Public Chats

Set up one or more public chats in the room.

Chat Sessions

Moderated chat sessions that allow moderated chat interaction and can be placed as content anywhere in the environment.

Representatives & Staff

Assign registered users as Representatives to the rooms, Moderators to Chat Sessions and Event Admins.

Learning Management

Organize content into courses with quizzes and automated certification.

Surveys

Set surveys to appear when a user leaves the environment, when they enter a room, or when they leave a room.

Advanced User Search/Filter

Look up who is in the environment right now and search and/or filter them based on registration data. Connect with the user you would like to engage with through chat, video chat, or email.

Broadcast Messages

Ability to drive audience to content or rooms by displaying messages to targeted audience in the environment. Booth representatives can broadcast within their booth.



Feature Summary: Engagement

Social Sharing

Turn on/off social sharing (individually control Facebook / LinkedIn / Twitter / Email share button).

Open Listing of Attendees

Allow any attendee to see other attendees in the environment and in the same room as themselves.

Restricts Open Listing of Attendees

Per Role-based Access group (entitlement) list the attendees in their group.

Message Management

Enable inbox to show all incoming messages from attendees in the environment.

Chat Notifications

Enable sound alert for incoming chat requests.

Networking

▶ Video Chat (1-1)

Enable 1-1 video chat (can be limited to only Rep-Attendee or Attendee to Attendee).

▶ Profile Card

Networking functionality to sort and search attendee profiles based on information given. Event organizers can decide what data should be available.

▶ Attendee Chat

Enable attendees to connect 1-1, with reps or other attendees and to chat in the public or moderated chats.

1-1 Chat Control

Allow the attendee to set themselves as busy or away (limiting who can 1-1 chat with them), including chat request confirmation.

Pre-Populate Briefcase

Pre-populate each attendee with certain content.

Registration Email Confirmation

Email confirmation at the point of registration, HTML email available. Can be turned on/off.

Platform Based Email Exchange

Users can exchange emails in the environment, also allows to contact offline representatives listed in the booth.

Leaderboard / Gamification

Enable leaderboard to gamify the virtual environment via determining a flexible point system to reward attendees for certain activities.

Email Reminders

Send out email reminders to registrants prior to or during the event. Can target various groups of registrants by date of registration, registration set, entitlement, or specific list of addressees by uploading a CSV. Can be scheduled in advance or sent out immediately.

Email Control Panel Users

Allows to send emails/reminders to all Users set up with access to Control Panel in any of the Roles.

Deeplink Target

Enables to create link in the outgoing email that leads to specific room or content in the event. User is taken to Login/Registration first, upon logging in the target content/room will open directly.

Webinar Registration

This enables attendees to "sign-up" for future webinars inside of the virtual environment. The event organizers can set a limit to how many people can pre-register their interest in the future webinar. For the event organizer they get a feel for the interest in upcoming events.

Room Representatives

Assign representatives to the rooms to interact with attendees in the environment.

▶ Room Rep Dashboard

Enable a control panel for booth reps / experts to see & manage visitors to a certain booth / room, including private chat and call-to-action buttons.

▶ Room Rep Icon

Show icon to distinguish room reps from other attendees.



Feature Summary: Data

Delete Individual

Delete an individual user.

Delete All Individuals

Delete all registrants for a single license.

Registration Data

Ability to collect registration data (standard and custom fields) through 6C registration page or 3rd party registration system.

Upload CV / Resume

Functionality to upload documents during registration that can be associated with the profile (typically CV/Resume).

Registration Set (registration)

Ability to create different login, registration, & thank you pages for different events and/or for different user groups. This allow the client to promote "Event March" and not allowing registrants in; whilst "Event February" is open.

Campaign ID (email marketing)

Generate link to Login/Registration with extension that ensures that any suffix in the URL will be captured in registration report when invitee performs registration coming to the platform using such link. Any number of suffixes can be created to track various promotional campaigns.

Content Library Report

Provides overview of all content loaded to the Content Library.

Content Folders

Allows for filtering of multiple content items to be linked to a specific content window. Any number of folders can be created.

Uploaded Content Search

Multiple criteria filter enables filtering of uploaded content.

Content Folder (if created)

Bookmarking of content for specific location in the environment, facilitates filtering when linking multiple content items to Content Window. None or multiple can be selected.

Reporting (Leaderboard)

Provides detailed reports on points accumulated by users in the environment.

Watch List Report

Report available to booth representatives in the booth dashboard providing basic data for attendees saved on the Watch List.

Edit Registration Info

Allows users to edit their registration data from within the environment.

Tracking & Metrics

View and download majority of the reporting available on the 6Connex platform, registration and activity.

▶ Registration Set

Select which registration set to view and/or download data for.

▶ Region

Provides pie chart representations of locations users are connecting from to the environment based on IP addresses.

▶ Device

Provides pie chart representations of devices users are using to access the platform.

▶ Download Activity Report

Download detailed activity data for selected period and registration set. Provides vast selection of detailed activity reports.

▶ Automated Reporting

Ability to set up automated report updates to be sent out on set frequency.

▶ Registration Dashboard

View registration data for selected period and registration set.

▶ Download Registration Report

Download registration data for selected period and registration set, including documentation uploaded by users during registration.

▶ Activity Dashboard

View high level activity data for selected period and registration set.

